



GIRAFFE
BOTTLE

**HANDS FREE
DRINKING SYSTEM**

CARE & USE GUIDE

...FEATURING THE TOWER NECK



SCAN ME



**TRANSLATIONS
AVAILABLE**

ES FR IT DE

WWW.GIRAFFEBOTTLE.COM/CARE-AND-USE-GUIDES

Hands-Free Bottle Kits

TRITAN™ PLASTIC BOTTLE

700ml/24oz Tritan Bottle
FDA/EU food contact regulation compliant,
BPA free plastic

SPOUT LID & CAP

FDA/EU food contact regulation compliant
polypropylene plastic with silicone seal

TOWER NECK ASSEMBLY

FDA/EU food contact regulation compliant acetal
copolymer material and neck adapter for spout lid

DRINKING TUBE & CHECK VALVE

FDA/EU food contact regulation compliant, BPA and
phthalate free tube and polypropylene check valve
with silicone seal

TUBE CLEANING BRUSH

Stainless steel brush with FDA/EU food contact
regulation compliant nylon



Maximum Operating Temperature: 185°F / 85°C

Care of Components



Tritan™ Plastic Bottle Body

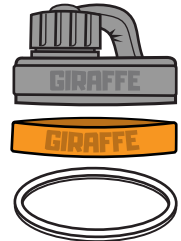


SAFE FOR
DISHWASHER

Spout Lid, Cap + Silicone Parts



SAFE FOR
DISHWASHER



Silicone parts should be removed
from lid before dishwasher cleaning

For optimal hygiene and function, all bottle kit
components should be cleaned before each use



STAINLESS STEEL BOTTLE

700ml/24oz vacuum insulated, food-grade, 304 stainless steel bottle

SPOUT LID & CAP

FDA/EU food contact regulation compliant polypropylene plastic with silicone seal

INSULATED HANDLE LID

Extra lid for optimal temperature performance

TOWER NECK ASSEMBLY

FDA/EU food contact regulation compliant copolymer material and neck adapter for spout lid

DRINKING TUBE & CHECK VALVE

FDA/EU food contact regulation compliant, BPA and phthalate free tube and polypropylene check valve with silicone seal

TUBE & BOTTLE CLEANING BRUSHES

Stainless steel tube brush with FDA/EU food contact regulation compliant nylon and 12-inch black silicone bottle brush

Recommended Max Temperature: 185°F / 85°C

Keeps Contents HOT 10 HOURS / COLD 18+ HOURS



Stainless Steel Bottle Body



NOT SAFE FOR DISHWASHER

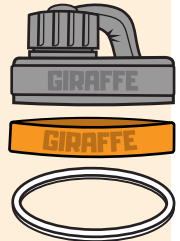


USE INCLUDED BOTTLE BRUSH

Spout Lid, Cap + Silicone Parts



SAFE FOR DISHWASHER



! Silicone parts should be removed from lid before dishwasher cleaning



Insulated Carry Lid



SAFE FOR DISHWASHER

Care of Components

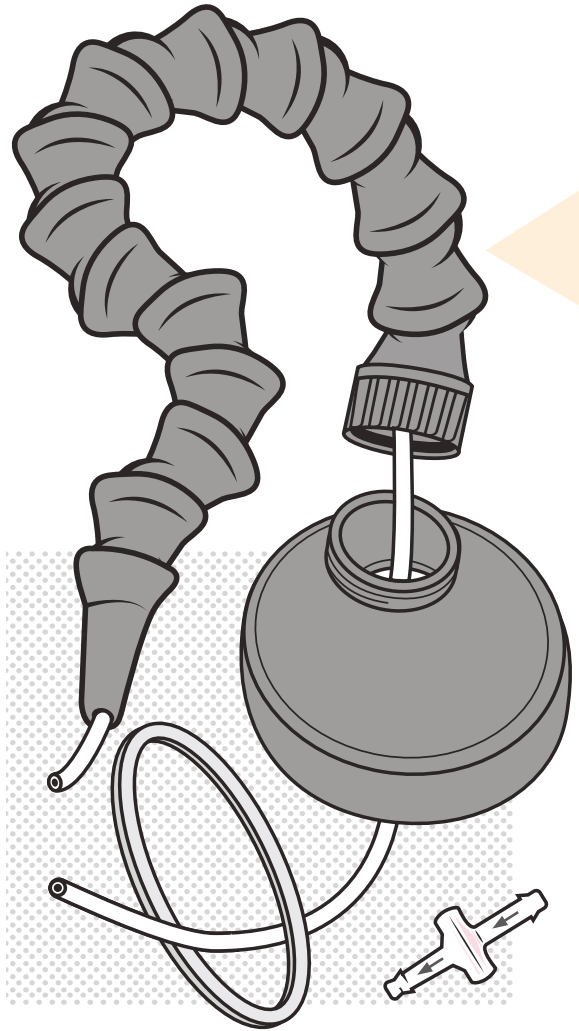
The Hands Free Drinking Assembly

The Giraffe Bottle's hands free drinking assembly should be disassembled prior to cleaning. The components that make up a complete system are:

- MODULAR NECK WITH LID ADAPTER
- THREADED SPOUT LID WITH GASKET
- DRINKING TUBE
- CHECK VALVE



SOME PARTS NOT
DISHWASHER SAFE



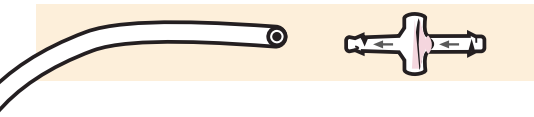
Drinking Tube + Check Valve

The drinking tube and check valve should be hand washed. Use the supplied tube cleaning brush to clean the drinking tube.


USE INCLUDED
CLEANING BRUSH



NOT SAFE FOR
DISHWASHER



- ! The check valve must be removed and should **NOT** be pierced with the tube cleaning brush.




Tower Neck Assembly



NOT SAFE FOR DISHWASHER

- ! The assembly is designed to **POP** apart to adjust the neck length as needed.



Threaded Spout Lid



SAFE FOR DISHWASHER

- ! Silicone parts should be removed from lid before dishwasher.

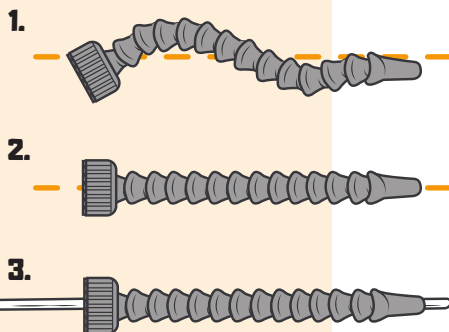


Drinking Tube + Neck Assembly

Aligning the pieces of the modular neck into a straight path will ease the process of re-inserting the drinking tube.



NOT SAFE FOR DISHWASHER



Frequently Asked Questions

What is better: a long or short neck?

Try keeping the neck as short as your application will allow. The shorter the neck, the less suction will be needed to prime the drinking tube. A short neck will also minimize "neck-sag" and keep the assembly from bumping into obstacles.

When do I need to clean the system?

Please clean before every use.

The neck assembly looks difficult to clean. How do I clean it?

Because the neck assembly houses the drinking tube and does not come in contact with liquids, it does not need to be rigorously cleaned. Simply wipe the assembly ends with a damp cloth and leave to dry.

We do not recommend submerging the neck assembly or soaking it to clean. It will require an extended period to dry.

What types of liquids can I put in the Giraffe Bottle system?

Thin, non-viscous liquids work best. Water is the most recommended liquid.

Do not use high-sugar juices, carbonated drinks, or beverages with pulp with the check valve. These types of liquids will clog and damage the check valve. If you want to enjoy these types of drinks, you must remove the check valve from the end of the drinking tube.

How can I get the liquid flow started without sucking it all the way up?

You can prime liquid in the straw with the help of an optional suction bulb. This is a great help for users with limited lung function who have trouble getting the liquid started on their own.

What is a "check valve", what does it do, and how do I get one?

When you buy a new Giraffe Bottle Hands Free Drinking System, the check valve is included, pre-installed, at the base of the drinking tube.

The check valve keeps liquids in the drinking tube by restricting downward flow back into the bottle. With regular use, we recommend a new check valve once a month.

I'd like to keep a spare bottle in the fridge/freezer. Is that okay?

While keeping a backup in the fridge is a great idea, we do not suggest storing a spare in a freezer. Water expansion can lead to severe bottle damage.

Never freeze a backup with the drinking tube or check-valve submerged.

Can I run the bottles or components through a dishwasher?

Some components are dishwasher safe, such as the plastic bottle and the lids. Most components, however, will need to be hand-washed.

Can I put hot drinks in a Giraffe Bottle? What about iced drinks?

While we do not recommend use of our plastic bottle for warm beverages, the stainless steel bottle is the perfect option for hot drinks. The stainless steel bottle will keep heat contained for up to 10-hours when using the included insulated carry lid.

Both our plastic and stainless steel bottles work great for cold drinks. The insulated stainless bottle keeps drinks cold for 18 hours, or longer when iced.



Keep the bottle lower than the straw tip to prevent siphon effect

Oh no, the system is leaking! What do I do now?

The most common cause is due to the bottle being positioned/mounted too high. Be sure that the liquid contents in the bottle are never higher than the tip of the straw. When the straw tip is lower than the bottle's liquid level it will create a siphon effect that pulls liquids up and out.

Keep your straw tip positioned at an upward angle, and replace integral parts of your system periodically to maintain optimal function.

Keep the bottle low and you're good-to-go!

Are any of the bottles or components microwave-safe?

No, the bottle and components are NOT microwave-safe.

I have a question that wasn't answered here.

We're all ears! Please contact us with any questions, comments, and feedback.

Give us a call, send an email, or shoot us a message on social media and we'll be happy to assist you!

Replacement Schedule

DRINKING TUBE MONTHLY

CHECK VALVE. MONTHLY

CLEANING BRUSH EVERY 3 MONTHS

NECK ASSEMBLY EVERY 8 MONTHS

It is recommended that integral parts of the Giraffe Bottle™ Hands Free Drinking System be replaced regularly to maintain optimal bottle hygiene and function.

More Accessories Online

WWW.GIRAFFEBOTTLE.COM

Giraffe Bottle Accessories



Replacement Giraffe Bottles

Our Giraffe Bottles come in a few sizes, materials, and colors. Dress up your drink with a bottle that fits you best!

Tritan Clear: #504111

Smoke Black: #504211

Burnt Orange: #504212

Drinking Tube + Check Valve



A tube and valve combo, to keep liquids in check.

For 15" Neck: ... #504082

For 25" Neck: ... #504084

For 30" Neck: ... #504085

For 36" Neck: ... #504086

Weighted Desktop Base



Keep your bottle from tipping by planting it into a desktop base.

#500323

Suction Bulb



Prime liquids in the tube with our suction bulb. Great for users with limited lung function.

#504031



Clamp Mount Bottle Holder



Our adjustable holder mounts to wheel-chairs, hospital beds, or other common frames.

#500311



Rail Mount Bottle Holder

A bottle holder perfect for powerchairs with accessory rails.

#500314



Brushes + More Available Online

Full list of accessories at GiraffeBottle.com.

Tube Brush: ... #504711

Bottle Brush: ... #504721

Different Levels of Hydration

Choose from different assistive hydration methods featuring our Journey Drinking Tubes and Tower Necks (classic and XL).



a division of:
Oak Hill
BRANDS CORP.

Product designed in the USA.
Manufactured with domestic and foreign components.
Information and specifications subject to change at any time without notice.
Giraffe Bottle is a registered trademark of Oak Hill Brands Corp. ©2015